


# English

## Quarter 4 – Module 1: Describe it!



**English – Grade 3**  
**Alternative Delivery Mode**  
**Quarter 4 – Module 1: Describe it!**  
**First Edition, 2020**

**Republic Act 8293, section 176** states that: No copyright shall subsist in any work of the Government of the Philippines. However, prior approval of the government agency or office wherein the work is created shall be necessary for exploitation of such work for profit. Such agency or office may, among other things, impose as a condition the payment of royalties.

Borrowed materials (i.e., songs, stories, poems, pictures, photos, brand names, trademarks, etc.) included in this module are owned by their respective copyright holders. Every effort has been exerted to locate and seek permission to use these materials from their respective copyright owners. The publisher and authors do not represent nor claim ownership over them.

Published by the Department of Education  
Secretary: Leonor Magtolis Briones  
Undersecretary: Diosdado M. San Antonio

**Development Team of the Module**

**Writer:** Marietoni P. Lisondra

**Editor:** Candelaria A. Brucal

**Reviewers:** Evelyn P. Lucas, Mary Ann R. Laguitao, Alemer O. Veloso

**Illustrator:** Jizun n. Cabilogan

**Layout Artist:** Neil Edward D. Diaz

**Management Team:** Evelyn R. Fetalvero

Janette G. Veloso

Analiza C. Almazan

Ma. Cielo D. Estrada

Eduard C. Amoguis

Marilyn E. Sumicad

Lourdes A. Navarro

**Printed in the Philippines by** \_\_\_\_\_

**Department of Education – Region XI**

Office Address: F. Torres St., Davao City

Telefax: (082) 291-1665; (082) 221-6147

E-mail Address: region11@deped.gov.ph \* lrms.regionxi@deped.gov.ph

# English

Quarter 4 – Module 1:  
Describe it!

# Introductory Message

For the facilitator:

Welcome to the English 3 Alternative Delivery Mode (ADM) Module on Describe it!

This module was collaboratively designed, developed and reviewed by educators both from public and private institutions to assist you, the teacher or facilitator in helping the learners meet the standards set by the K to 12 Curriculum while overcoming their personal, social, and economic constraints in schooling.

This learning resource hopes to engage the learners into guided and independent learning activities at their own pace and time. Furthermore, this also aims to help learners acquire the needed 21st century skills while taking into consideration their needs and circumstances.

In addition to the material in the main text, you will also see this box in the body of the module:



## *Notes to the Teacher*

This learning module has 10 parts that students need to complete. Also, it contains “Answer Key” part for the answers of the activities of this module.

As a facilitator, you are expected to orient the learners on how to use this module. You also need to keep track of the learners' progress while allowing them to manage their own learning. Furthermore, you are expected to encourage and assist the learners as they do the tasks included in the module.

For the learner:

Welcome to the English 3 Alternative Delivery Mode (ADM) Module on Describe it!

This module was designed to provide you with fun and meaningful opportunities for guided and independent learning at your own pace and time. You will be enabled to process the contents of the learning resource while being an active learner.

This module has the following parts and corresponding icons:



***What I Need to Know***

This will give you an idea of the skills or competencies you are expected to learn in the module.



***What I Know***

This part includes an activity that aims to check what you already know about the lesson to take. If you get all the answers correct (100%), you may decide to skip this module.



***What's In***

This is a brief drill or review to help you link the current lesson with the previous one.



***What's New***

In this portion, the new lesson will be introduced to you in various ways such as a story, a song, a poem, a problem opener, an activity or a situation.



### *What is It*

This section provides a brief discussion of the lesson. This aims to help you discover and understand new concepts and skills.



### *What's More*

This comprises activities for independent practice to solidify your understanding and skills of the topic. You may check the answers to the exercises using the Answer Key at the end of the module.



### *What I Have Learned*

This includes questions or blank sentence/paragraph to be filled in to process what you learned from the lesson.



### *What I Can Do*

This section provides an activity which will help you transfer your new knowledge or skill into real life situations or concerns.



### *Assessment*

This is a task which aims to evaluate your level of mastery in achieving the learning competency.



### *Additional Activities*

In this portion, another activity will be given to you to enrich your knowledge or skill of the lesson learned.



### *Answer Key*

This contains answers to all activities in the module.

At the end of this module you will also find:

### ***References***

This is a list of all sources used in developing this module.

The following are some reminders in using this module:

1. Use the module with care. Do not put unnecessary mark/s on any part of the module. Use a separate sheet of paper in answering the exercises.
2. Don't forget to answer *What I Know* before moving on to the other activities included in the module.
3. Read the instruction carefully before doing each task.
4. Observe honesty and integrity in doing the tasks and checking your answers.
5. Finish the task at hand before proceeding to the next.
6. Return this module to your teacher/facilitator once you are through with it.

If you encounter any difficulty in answering the tasks in this module, do not hesitate to consult your teacher or facilitator. Always bear in mind that you are not alone.

We hope that through this material, you will experience meaningful learning and gain deep understanding of the relevant competencies. You can do it!



## *What I Need to Know*

What is your idea about adjectives? Do you know the different kinds of adjectives?

This module will help you learn the different degrees of adjectives. You will be able to understand the three kinds of adjectives and their uses.

The reading texts and activities of this module will demonstrate your understanding about the concept on degrees of adjectives. Going through this module will assess your skills in making sentences with the use of degrees of adjectives.

After going through this module, you are expected to:

1. use the degrees of adjectives in making comparisons in regular adjectives (positive, comparative, superlative);

EN3G-IVi-j-5.2

2. write sentences using the degrees of adjectives and;
3. value the importance of giving appreciation.



## *What I Know*

Before proceeding to the next activity, let us check how far you have learned about degrees of adjectives.

*Directions: Complete the sentence using the positive, comparative and superlative degrees of adjective.*

1. The pencil is \_\_\_\_\_.

a. *big*                      b. *bigger*                      c. *biggest*

2. Monkeys are \_\_\_\_\_ than elephants.

a. *small*                      b. *smaller*                      c. *smallest*

3. Lamp is \_\_\_\_\_ but the sun is the \_\_\_\_\_.

a. *bright*                      b. *brighter*                      c. *brightest*

4. Mars is \_\_\_\_\_ to Earth than Uranus

a. *close*                      b. *closer*                      c. *closest*

5. The blue and pink T-Shirt is \_\_\_\_\_ than black T-shirt.

a. *colorful*                      b. *most colorful*                      c. *more colorful*

## Lesson 2

# English: Degrees of Adjectives



### *What's In*

Before you proceed to the different activities in this module, read and understand every instruction written below.

A. First, look at the picture below.



B. Second, read and analyze the randomly written phrases/sentences or events.

- One Sunday morning
- Betty and Letty, the Twin Sisters
- Betty and Letty, the twin sisters were talking on the cell phone. Betty was asking Letty to come home from the town so she can go with her to church. Letty was very busy with her selling business at that time. "Oh! I am sorry my dear twin sister but I cannot go with you!" Letty told her.
- Less than an hour the twin sisters were in the church singing songs of praises to God Almighty.
- Betty was quiet for a minute and said, "Sissy Letty today is Church and Family Day". Letty on the other line, felt the sincerity in the voice of Betty in telling her those words and she replied, "I will go with you my twin sister,

please wait for me". Betty smiled and said, "take your time my twin sister. Thank you so much!"

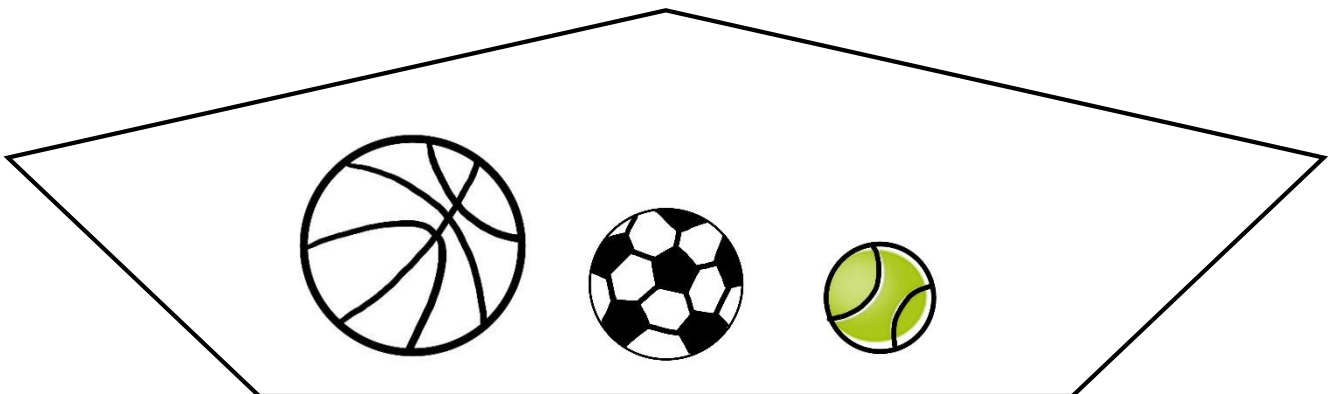
- C.** Third, arrange the phrases/sentences or events in a well-formed story below.



## *What's New*

You are now ready for a new lesson!

Directions: Observe the picture below and complete the sentences that follow.



*Choose the adjective: big, bigger, biggest*

1. Give a word that describes the soccer ball \_\_\_\_\_
2. Give a word that describes the tennis ball \_\_\_\_\_
3. Give a word that describes the basketball \_\_\_\_\_



## *What is It*

If your answers are the same with the sentences written in the box below, you got them right!

1. Tennis ball is big.
2. The soccer ball is bigger than the tennis ball.
3. The basketball is the biggest ball among the 2 balls.

*Write the underlined words in the box below.*

_____	_____	_____
-------	-------	-------

## *The Three Degrees of Adjectives*

1. positive degree It is used to describe a noun or a pronoun.

*Big* is a sample word in a positive degree of adjective.

Sample Sentence: *The car is big.*


2. comparative degree- It describes two nouns or pronouns.

*Bigger* is a sample word in a comparative degree of adjective.

Sample Sentence: *The van is bigger than the car.*

3. superlative degree- It describes three or more nouns and pronouns. *Biggest* is a sample word in a superlative degree of adjective.

Sample Sentence: *The bus is the biggest among the three*



## *What's More*

You have now understand the three degrees of adjectives by doing the activity below.

Directions: Apply the degrees of Adjectives by filling up the table with the correct answer.

Adjective	Positive	Comparative	Superlative
1. small			
2. bright			
3. light			
4. dark			
5. short			

### Additional Activity

Directions: Match the definition of the degrees of adjective by connecting column A to column B with an arrow.

Column A	Column B
1. Positive	a. It mainly describes a noun or a pronoun.
2. Comparative	b. It describes two nouns or pronouns.
3. Superlative	c. It describes three or more nouns or pronouns.



## *What I Have Learned*

Do you now understand the differences between a positive, comparative and superlative degree of adjectives?

Complete the sentences below to check if you truly understand the new concept we have learned.

What is your idea about each degree of adjective? Write your answers in the blanks.

1. small- is an example of \_\_\_\_\_ degree of adjectives.
2. smaller- is an example of \_\_\_\_\_ degree of adjectives.
2. smallest is an example of \_\_\_\_\_ degree of adjectives.



## *What I Can Do*

You are almost in the finish line in this module!

Congratulations! You now have a clear understanding on the different degrees of adjectives that we can use in making up sentences.

Then, let's check if you can really recognize the differences of the various degrees of adjectives by answering the activity below.

Directions: Complete the chart below.

Positive Adjective	Comparative Adjective	Superlative Adjective
slow	slower	slowest
wise		
	prettier	
		happiest
dark		

## Writing Activity

Directions: Complete the sentences below:

1. Mario is tall.

Miko is \_\_\_\_\_ than Mario.

Edgar is the \_\_\_\_\_ among the three  
boys.

2. Angela is short.

Barbie is \_\_\_\_\_ than Angela.

Lina is the \_\_\_\_\_ among the three girls.

3. Ice cream is sweet.

Cake is \_\_\_\_\_ than Ice cream.

Candy is the \_\_\_\_\_ among the three  
desserts.



## *Assessment*

Good Job! You have now understand the various degrees of adjectives and how it can be used in making a sentence.

Let's check how far you got the new lesson by answering the activity below.

Direction: Write at least 3 sentences using the adjectives from the box below.

shortest

fat

heavier

1. \_\_\_\_\_

2. \_\_\_\_\_

3. \_\_\_\_\_



## Answer Key

<b>What's More</b> 1. small, smaller, smallest 2. bright, brighter, brightest 3. light, lighter, lightest 4. dark, darker, darkest 5. short, shorter, shortest	<b>What I Have Learned</b> 1. positive 2. comparative 3. superlative Writing Act. Answers May Vary	<b>Assessment</b> 1. slow, slower, slowest 2. wise, wiser, wisest 3. pretty, prettier, prettiest 4. happy, happier, happiest 5. dark, darker, darkest Writing Act. 1. taller, tallest 2. shorter, shortest 3. sweeter, sweetest
---	---	--

<b>What I Know</b> 1. big 2. smaller 3. brighter 4. closer 5. more colorful	<b>What's In</b> 1. Favorite fruits in my class. 2. 30 3. 13 4. grapes 5. Answers may vary	<b>What's new</b> 1. biggest 2. bigger 3. big
--	---	--

## *References*

K to 12 Curriculum Guide English May 2016, pg. 66

English For You and Me 3 (Language).2011.pp.157-160.

English For You and Me 4 (Language).2011. pp. 155-164.

**For inquiries or feedback, please write or call:**

Department of Education - Bureau of Learning Resources (DepEd-BLR)

Ground Floor, Bonifacio Bldg., DepEd Complex  
Meralco Avenue, Pasig City, Philippines 1600

Telefax: (632) 8634-1072; 8634-1054; 8631-4985

Email Address: [blr.lrqad@deped.gov.ph](mailto:blr.lrqad@deped.gov.ph) \* [blr.lrpd@deped.gov.ph](mailto:blr.lrpd@deped.gov.ph)

